



# ***Butterfly valves***

*with electric actuators*

L. BERNARD

*price list manual*

**2004**

Prices in EURO







DUCTILE IRON POLYAMIDE COATED

TENSION : 230V AC NITRILE T°C +5° / +85°

General and industrial services, hydrocarbons, untreated water

Cast iron GG25 body

PS see catalogue price list

Flange rating PN 6/10/16/ASA150

Table with columns: DN, PFA 6, Kg, €, PFA 16, Kg, €. Rows for sizes 50 to 350.

Ductile iron GGG40 body

PS see catalogue price list

Flange rating PN 6/10/16/ASA150

Table with columns: DN, PFA 6, Kg, €, PFA 16, Kg, €. Rows for sizes 50 to 350.

SYLAX Wafer type



(1) PFA10

SYLAX Lug type



(1) PN10

(2) PN16

(3) PFA10 and PN10

(4) PFA10 and PN16

Flange rating PN 10/16

Table with columns: DN, PFA 6, Kg, €, PFA 16, Kg, €. Rows for sizes 50 to 350.

Flange rating PN 10/16

Table with columns: DN, PFA 6, Kg, €, PFA 16, Kg, €. Rows for sizes 50 to 350.

DUCTILE IRON POLYAMIDE COATED

TENSION : 400V AC NITRILE T°C +5° / +85°

General and industrial services, hydrocarbons, untreated water

Cast iron GG25 body

PS see catalogue price list

Flange rating PN 6/10/16/ASA150

Table with columns: DN, PFA 6, Kg, €, PFA 16, Kg, €. Rows for sizes 50 to 350.

Ductile iron GGG40 body

PS see catalogue price list

Flange rating PN 6/10/16/ASA150

Table with columns: DN, PFA 6, Kg, €, PFA 16, Kg, €. Rows for sizes 50 to 350.

SYLAX Wafer type



(1) PFA10

SYLAX Lug type



(1) PN10

(2) PN16

(3) PFA10 and PN10

(4) PFA10 and PN16

Flange rating PN 10/16

Table with columns: DN, PFA 6, Kg, €, PFA 16, Kg, €. Rows for sizes 50 to 350.

Flange rating PN 10/16

Table with columns: DN, PFA 6, Kg, €, PFA 16, Kg, €. Rows for sizes 50 to 350.

316 STAINLESS STEEL

TENSION : 230V AC or 400V AC CARBOXYL. NITRILE T°C +5° / +110°

Abrasive fluids, powdery

Cast iron GG25 body

PS see catalogue price list

Flange rating PN 6/10/16/ASA150

Table with columns: DN, PFA10-230V AC, Kg, €, PFA10-400V AC, Kg, €. Rows for sizes 32/40 to 350.

Ductile iron GGG40 body

PS see catalogue price list

Flange rating PN 6/10/16/ASA150

Table with columns: DN, PFA10-230V AC, Kg, €, PFA10-400V AC, Kg, €. Rows for sizes 32/40 to 350.

SYLAX Wafer type



(1) PFA6 and PN16

SYLAX Lug type



(1) PFA6 and PN10

(2) PFA6 and PN16

Flange rating PN 10/16

Table with columns: DN, PFA 10, Kg, €, PFA 20, Kg, €. Rows for sizes 32 to 350.

Flange rating PN 10/16

Table with columns: DN, PFA 20, Kg, €, PFA 24, Kg, €. Rows for sizes 32 to 350.

SHUT OFF



SHUT OFF

SYLAX - ENODIA



PED 97/23/CE

DUCTILE IRON EPOXY COATED

TENSION : 230V AC

EPDM

T°C -10°/+120° with Cast Iron GG25  
T°C -15°/+120° with Ductile Iron GGG40

▶ Drinking water

Cast iron GG25 body

PS see catalogue price list

Ductile iron GGG40 body

PS see catalogue price list

SYLAX Wafer type

Flange rating PN 6/10/16/ASA150

Table with 6 columns: DN, PFA 6, Kg, €, PFA 16, Kg, €. Rows include 50, 65, 80, 100, 125, 150, 200, 250, 300, 350 for both PFA materials.

(1) PFA10

ENODIA Wafer type

Flange rating PN 10

Table with 6 columns: DN, PFA 6, Kg, €, PFA 10, Kg, €. Rows include 400, 450, 500, 600 for both PFA materials.

Flange rating PN 16

Table with 6 columns: DN, PFA 6, Kg, €, PFA 10, Kg, €. Rows include 400, 450, 500, 600 for both PFA materials.

SYLAX Lug type

Flange rating PN 10/16

Table with 6 columns: DN, PFA 6, Kg, €, PFA 16, Kg, €. Rows include 50, 65, 80, 100, 125, 150, 200, 250, 300, 350 for both PFA materials.

(1) PN10  
(2) PFA10 and PN10

ENODIA Lug type

Flange rating PN 10

Table with 6 columns: DN, PFA 6, Kg, €, PFA 10, Kg, €. Rows include 400, 450, 500 for both PFA materials.

SYLAX Double-flanged

(1) PN10  
(2) PN16  
(3) PFA10 and PN10

ENODIA Double-flanged

Flange rating PN 6/10/16/ASA150

Table with 6 columns: DN, PFA 6, Kg, €, PFA 16, Kg, €. Rows include 50, 65, 80, 100, 125, 150, 200, 250, 300, 350 for both PFA materials.

Flange rating PN 10

Table with 6 columns: DN, PFA 6, Kg, €, PFA 10, Kg, €. Rows include 400, 450, 500, 600, 700, 800, 900, 1000 for both PFA materials.

Flange rating PN 16

Table with 6 columns: DN, PFA 6, Kg, €, PFA 16, Kg, €. Rows include 400, 450, 500, 600, 700, 800, 900, 1000 for both PFA materials.

Flange rating PN 10/16

Table with 6 columns: DN, PFA 6, Kg, €, PFA 10, Kg, €. Rows include 50, 65, 80, 100, 125, 150, 200, 250, 300, 350 for both PFA materials.

Flange rating PN 16

Table with 6 columns: DN, PFA 6, Kg, €, PFA 16, Kg, €. Rows include 200, 250, 300, 350 for both PFA materials.

Flange rating PN 10

Table with 6 columns: DN, PFA 6, Kg, €, PFA 10, Kg, €. Rows include 400, 450, 500 for both PFA materials.

Flange rating PN 16

Table with 6 columns: DN, PFA 6, Kg, €, PFA 16, Kg, €. Rows include 400, 450, 500 for both PFA materials.

Flange rating PN 10/16

Table with 6 columns: DN, PFA 6, Kg, €, PFA 16, Kg, €. Rows include 200, 250, 300, 350 for both PFA materials.

Flange rating PN 10

Table with 6 columns: DN, PFA 6, Kg, €, PFA 10, Kg, €. Rows include 400, 450, 500, 600, 700, 800, 900, 1000 for both PFA materials.

Flange rating PN 16

Table with 6 columns: DN, PFA 6, Kg, €, PFA 16, Kg, €. Rows include 400, 450, 500, 600, 700, 800, 900, 1000 for both PFA materials.



DUCTILE IRON EPOXY COATED

TENSION : 400V AC

EPDM

T°C -10°/+120° with Cast Iron GG25  
T°C -15°/+120° with Ductile Iron GGG40

▶ Drinking water

Cast iron GG25 body

PS see catalogue price list

Flange rating PN 6/10/16/ASA150

Table with columns: DN, PFA 6, Kg, €, PFA 16, Kg, €. Lists various valve models and prices for cast iron GG25 body.

Flange rating PN 10

Table with columns: DN, PFA 6, Kg, €, PFA 10, Kg, €. Lists various valve models and prices for cast iron GG25 body.

Flange rating PN 16

Table with columns: DN, PFA 6, Kg, €, PFA 10, Kg, €. Lists various valve models and prices for cast iron GG25 body.

Flange rating PN 10/16

Table with columns: DN, PFA 6, Kg, €, PFA 16, Kg, €. Lists various valve models and prices for cast iron GG25 body.

(1) PN10  
(2) PFA10 and PN10

Ductile iron GGG40 body

PS see catalogue price list

Flange rating PN 6/10/16/ASA150

Table with columns: DN, PFA 6, Kg, €, PFA 16, Kg, €. Lists various valve models and prices for ductile iron GGG40 body.

Flange rating PN 10

Table with columns: DN, PFA 6, Kg, €, PFA 10, Kg, €. Lists various valve models and prices for ductile iron GGG40 body.

Flange rating PN 16

Table with columns: DN, PFA 6, Kg, €, PFA 16, Kg, €. Lists various valve models and prices for ductile iron GGG40 body.

Flange rating PN 10/16

Table with columns: DN, PFA 6, Kg, €, PFA 10, Kg, €. Lists various valve models and prices for ductile iron GGG40 body.

Flange rating PN 16

Table with columns: DN, PFA 6, Kg, €, PFA 16, Kg, €. Lists various valve models and prices for ductile iron GGG40 body.

Flange rating PN 10

Table with columns: DN, PFA 6, Kg, €, PFA 10, Kg, €. Lists various valve models and prices for ductile iron GGG40 body.

Flange rating PN 16

Table with columns: DN, PFA 6, Kg, €, PFA 16, Kg, €. Lists various valve models and prices for ductile iron GGG40 body.

Flange rating PN 10/16

Table with columns: DN, PFA 6, Kg, €, PFA 16, Kg, €. Lists various valve models and prices for ductile iron GGG40 body.

Flange rating PN 10

Table with columns: DN, PFA 6, Kg, €, PFA 10, Kg, €. Lists various valve models and prices for ductile iron GGG40 body.

Flange rating PN 16

Table with columns: DN, PFA 6, Kg, €, PFA 16, Kg, €. Lists various valve models and prices for ductile iron GGG40 body.



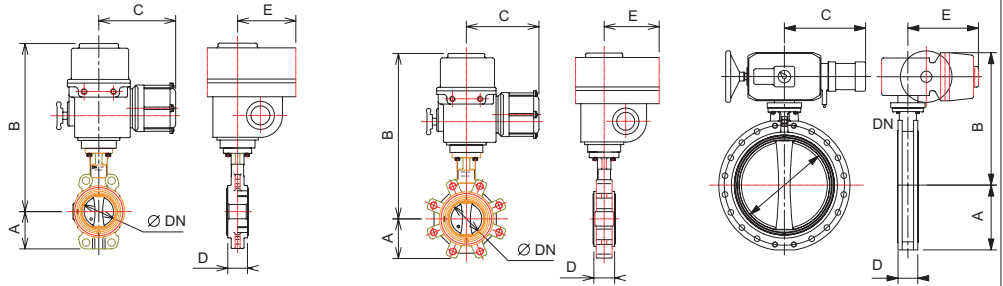
SHUT OFF



### SYLAX - PFA 6

Liners : EPDM - NITRILE  
Liquid fluid

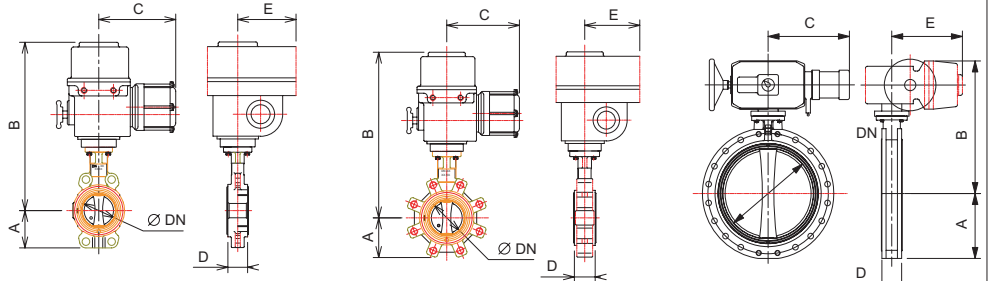
DN	A	B	C	D	E	TYPE
25	52	349	160	32	125	OA3
32	57	354	160	32	125	OA3
40	57	354	160	32	125	OA3
50	62	360	160	43	125	OA3
65	70	369	160	46	125	OA3
80	89	375	160	46	125	OA3
100	106	399	160	52	125	OA6
125	120	414	202	56	125	OA8
150	132	427	202	56	125	OA8
200	164	470	260	60	125	OA15
250	200	448	312	68	226	AS25
300	238	473	340	78	226	AS50
350	280	482	340	78	226	AS50



### SYLAX - PFA 16

Liners : EPDM - NITRILE  
Liquid fluid

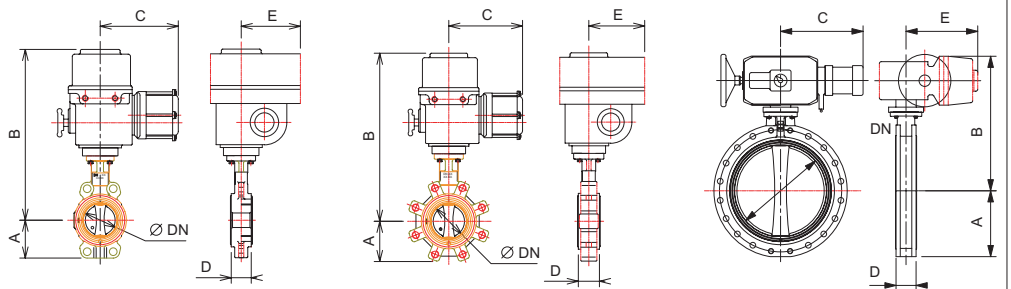
DN	A	B	C	D	E	TYPE
25	52	349	160	32	125	OA3
32	57	354	160	32	125	OA3
40	57	354	160	32	125	OA3
50	62	360	160	43	125	OA3
65	70	369	160	46	125	OA3
80	89	375	202	46	125	OA6
100	106	399	202	52	125	OA8
125	120	414	202	56	125	OA8
150	132	427	260	56	125	OA15
200	164	423	312	60	226	AS25
250	200	448	340	68	226	AS50
300	238	473	340	78	226	AS50
350	280	513	340	78	226	AS80



### SYLAX - PFA 6

Liners : CARBOXYLATED NITRILE  
Dry fluid

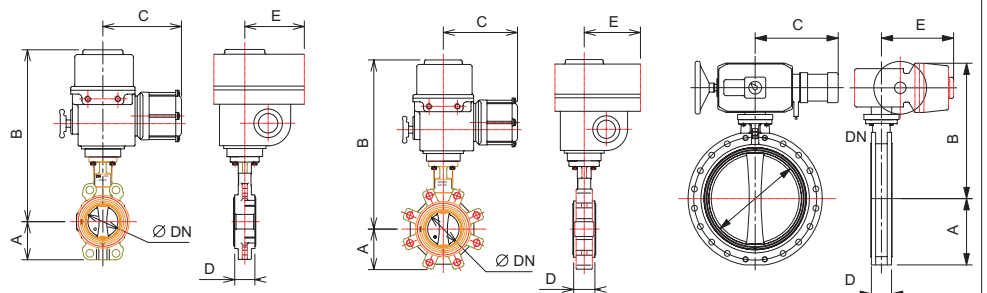
DN	A	B	C	D	E	TYPE
25	52	349	160	32	125	OA3
32	57	354	160	32	125	OA3
40	57	354	160	32	125	OA3
50	62	360	160	43	125	OA3
65	70	369	202	46	125	OA6
80	89	375	202	46	125	OA8
100	106	399	260	52	125	OA15
125	120	367	312	56	226	AS18
150	132	380	312	56	226	AS25
200	164	423	312	60	226	AS25
250	200	448	340	68	226	AS50
300	238	473	340	78	226	AS50
350	280	565	497	78	236	AS100



### SYLAX - PFA 16

Liners : CARBOXYLATED NITRILE  
Dry fluid

DN	A	B	C	D	E	TYPE
25	52	349	160	32	125	OA3
32	57	354	160	32	125	OA3
40	57	354	160	32	125	OA3
50	62	360	202	43	125	OA6
65	70	369	202	46	125	OA8
80	89	375	202	46	125	OA8
100	106	399	260	52	125	OA15
125	120	367	312	56	226	AS25
150	132	380	312	56	226	AS25
200	164	423	340	60	226	AS50
250	200	448	340	68	226	AS50
300	238	504	340	78	226	AS80
350	280	565	497	78	236	AS100













PED 97/23/CE

316 STAINLESS STEEL

TENSION : 230V AC

NITRILE

T°C +5° / +85°

General services and industrial processes, hydrocarbons

Cast iron GG25 body

PS see catalogue price list

Ductile iron GGG40 body

PS see catalogue price list

SYLAX Wafer type

Flange rating PN 6/10/16/ASA150

Table with 7 columns: DN, PFA 6, Kg, €, PFA 16, Kg, €. Rows include DN 25, 32/40, 50, 65, 80, 100, 125, 150, 200, 250, 300, 350 with various product codes and prices.

(1) PFA10

ENODIA Wafer type

Flange rating PN 10

Table with 7 columns: DN, PFA 6, Kg, €, PFA 10, Kg, €. Rows include DN 400, 450, 500, 600 with various product codes and prices.

Flange rating PN 16

Table with 7 columns: DN, PFA 6, Kg, €, PFA 10, Kg, €. Rows include DN 400, 450, 500, 600 with various product codes and prices.

Flange rating PN 10/16

Table with 7 columns: DN, PFA 6, Kg, €, PFA 16, Kg, €. Rows include DN 32, 40, 50, 65, 80, 100, 125, 150, 200, 250, 300, 350 with various product codes and prices.

(1) PN10 (2) PFA10 and PN10 (3) PFA10

SYLAX Lug type

(1) PN10 (2) PFA10 and PN10 (3) PFA10

ENODIA Lug type

Flange rating PN 10

Table with 7 columns: DN, PFA 6, Kg, €, PFA 10, Kg, €. Rows include DN 400, 450, 500 with various product codes and prices.

SYLAX Double-flanged

Flange rating PN 10

Table with 7 columns: DN, PFA 6, Kg, €, PFA 10, Kg, €. Rows include DN 400, 450, 500, 600, 700, 800, 900, 1000 with various product codes and prices.

(1) PN10 (2) PN16 (3) PFA10 and PN10

ENODIA Double-flanged

Flange rating PN 6/10/16/ASA150

Table with 7 columns: DN, PFA 6, Kg, €, PFA 16, Kg, €. Rows include DN 32/40, 50, 65, 80, 100, 125, 150, 200, 250, 300, 350 with various product codes and prices.

Flange rating PN 10

Table with 7 columns: DN, PFA 6, Kg, €, PFA 10, Kg, €. Rows include DN 400, 450, 500, 600, 700, 800, 900, 1000 with various product codes and prices.

Flange rating PN 16

Table with 7 columns: DN, PFA 6, Kg, €, PFA 16, Kg, €. Rows include DN 400, 450, 500, 600, 700, 800, 900, 1000 with various product codes and prices.

Flange rating PN 10/16

Table with 7 columns: DN, PFA 6, Kg, €, PFA 16, Kg, €. Rows include DN 32, 40, 50, 65, 80, 100, 125, 150, 200, 250, 300, 350 with various product codes and prices.

Flange rating PN 16

Table with 7 columns: DN, PFA 6, Kg, €, PFA 16, Kg, €. Rows include DN 200, 250, 300, 350 with various product codes and prices.

Flange rating PN 10

Table with 7 columns: DN, PFA 6, Kg, €, PFA 10, Kg, €. Rows include DN 400, 450, 500 with various product codes and prices.

Flange rating PN 16

Table with 7 columns: DN, PFA 6, Kg, €, PFA 16, Kg, €. Rows include DN 400, 450, 500 with various product codes and prices.

Flange rating PN 10/16

Table with 7 columns: DN, PFA 6, Kg, €, PFA 16, Kg, €. Rows include DN 200, 250, 300, 350 with various product codes and prices.

Flange rating PN 10

Table with 7 columns: DN, PFA 6, Kg, €, PFA 10, Kg, €. Rows include DN 400, 500, 500, 600, 700, 800, 900, 1000 with various product codes and prices.

Flange rating PN 16

Table with 7 columns: DN, PFA 6, Kg, €, PFA 16, Kg, €. Rows include DN 400, 450, 500, 600, 700, 800, 900, 1000 with various product codes and prices.



316 STAINLESS STEEL

TENSION : 400V AC

NITRILE

T°C +5° / +85°

General services and industrial processes, hydrocarbons

Cast iron GG25 body

PS see catalogue price list

Flange rating PN 6/10/16/ASA150

Table with columns: DN mm, PFA 6, Kg, €, PFA 16, Kg, €. Rows include sizes 25, 32/40, 50, 65, 80, 100, 125, 150, 200, 250, 300, 350.

Flange rating PN 10

Table with columns: DN mm, PFA 6, Kg, €, PFA 10, Kg, €. Rows include sizes 400, 450, 500, 600.

Flange rating PN 16

Table with columns: DN mm, PFA 6, Kg, €, PFA 10, Kg, €. Rows include sizes 400, 450, 500, 600.

Flange rating PN 10/16

Table with columns: DN mm, PFA 6, Kg, €, PFA 16, Kg, €. Rows include sizes 32, 40, 50, 65, 80, 100, 125, 150, 200, 250, 300, 350.

(1) PN10 (2) PFA10 and PN10 (3) PFA10

Flange rating PN 10

Table with columns: DN mm, PFA 6, Kg, €, PFA 10, Kg, €. Rows include sizes 400, 450, 500.

Ductile iron GGG40 body

PS see catalogue price list

Flange rating PN 6/10/16/ASA150

Table with columns: DN mm, PFA 6, Kg, €, PFA 16, Kg, €. Rows include sizes 32/40, 50, 65, 80, 100, 125, 150, 200, 250, 300, 350.

Flange rating PN 10

Table with columns: DN mm, PFA 6, Kg, €, PFA 10, Kg, €. Rows include sizes 400, 450, 500, 600, 700, 800, 900, 1000.

Flange rating PN 16

Table with columns: DN mm, PFA 6, Kg, €, PFA 16, Kg, €. Rows include sizes 400, 450, 500, 600, 700, 800, 900, 1000.

Flange rating PN 10/16

Table with columns: DN mm, PFA 6, Kg, €, PFA 16, Kg, €. Rows include sizes 32, 40, 50, 65, 80, 100, 125, 150, 200, 250, 300, 350.

Flange rating PN 16

Table with columns: DN mm, PFA 6, Kg, €, PFA 16, Kg, €. Rows include sizes 200, 250, 300, 350.

Flange rating PN 10

Table with columns: DN mm, PFA 6, Kg, €, PFA 10, Kg, €. Rows include sizes 400, 450, 500.

Flange rating PN 16

Table with columns: DN mm, PFA 6, Kg, €, PFA 16, Kg, €. Rows include sizes 400, 450, 500.

Flange rating PN 10/16

Table with columns: DN mm, PFA 6, Kg, €, PFA 16, Kg, €. Rows include sizes 200, 250, 300, 350.

Flange rating PN 10

Table with columns: DN mm, PFA 6, Kg, €, PFA 16, Kg, €. Rows include sizes 400, 450, 500, 600, 700, 800, 900, 1000.

Flange rating PN 16

Table with columns: DN mm, PFA 6, Kg, €, PFA 16, Kg, €. Rows include sizes 400, 450, 500, 600, 700, 800, 900, 1000.

SYLAX Wafer type



(1) PFA10

ENODIA Wafer type



SYLAX Lug type



(1) PN10 (2) PFA10 and PN10 (3) PFA10

ENODIA Lug type



SYLAX Double-flanged



(1) PN10 (2) PN16 (3) PFA10 and PN10

ENODIA Double-flanged



